
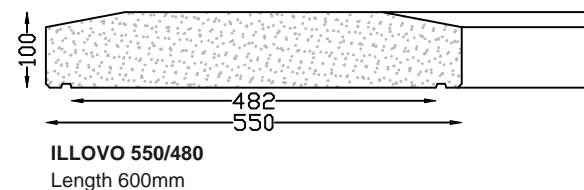
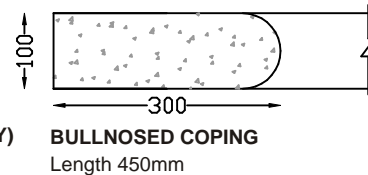
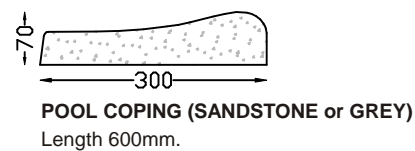
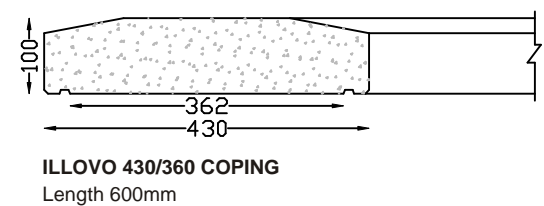
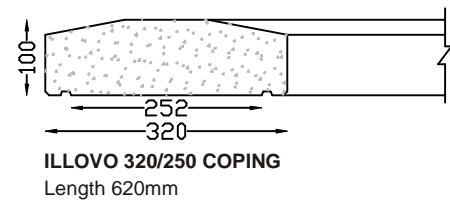
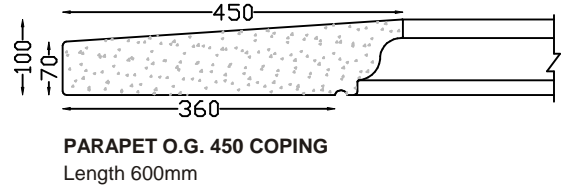
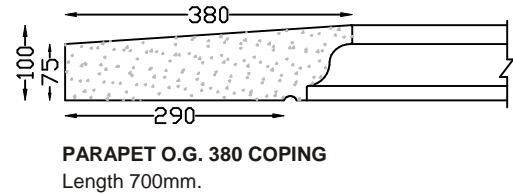
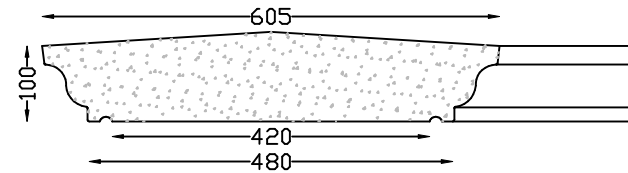
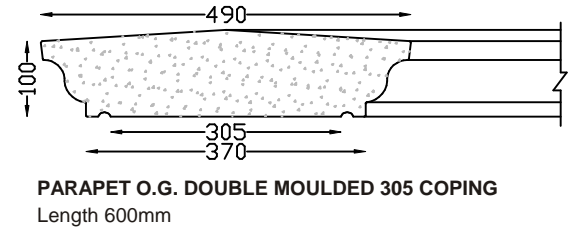
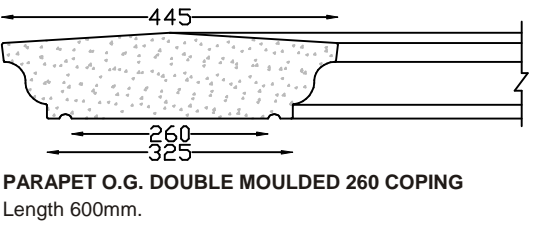
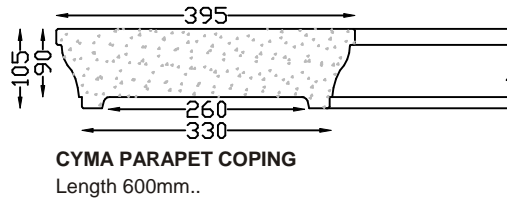
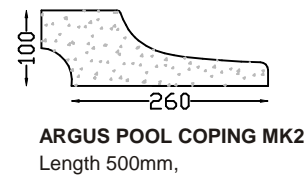
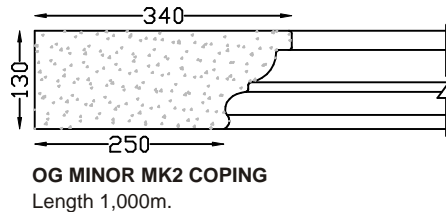
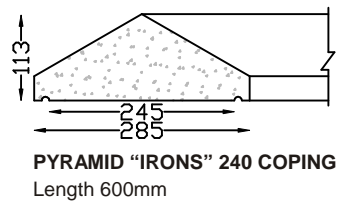
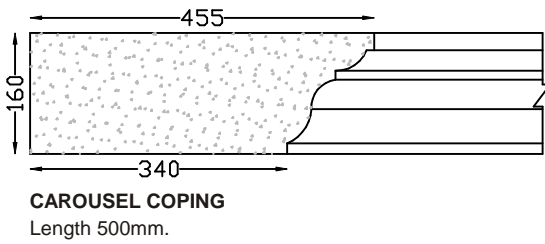
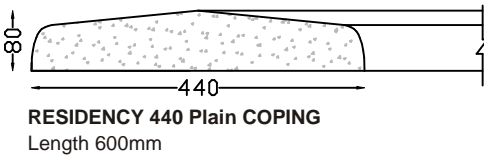
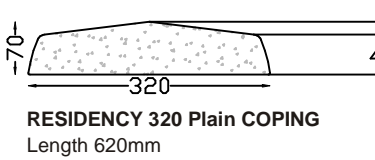
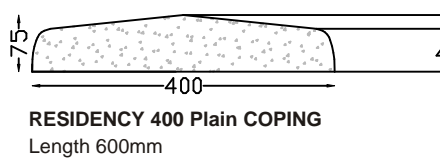
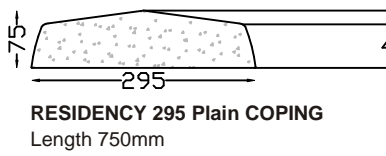
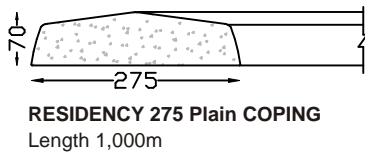
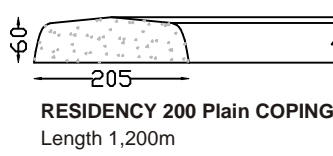
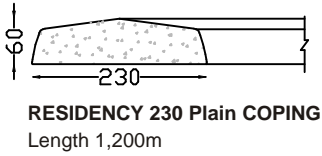
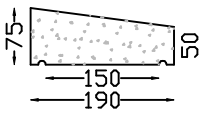


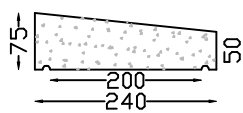
# Copings for Walls



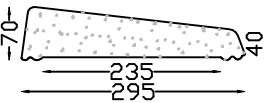
# Dripstone Copings



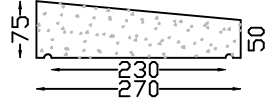
**D RIPSTONE 150 'A' COPING**  
Length 1,000m



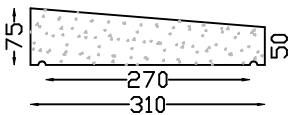
**D RIPSTONE 200 'A' COPING**  
Length 1,000m



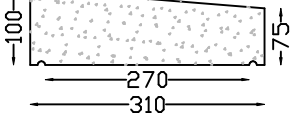
**D RIPSTONE 230 COPING**  
Length 1,000m



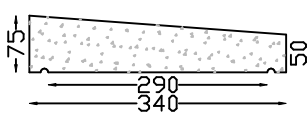
**D RIPSTONE 230 'A' COPING**  
Length 1,000m



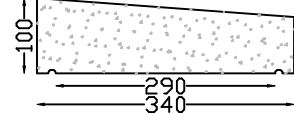
**D RIPSTONE 270 'A' COPING**  
Length 750mm



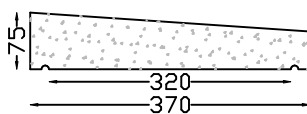
**D RIPSTONE 270 'B' COPING**  
Length 750mm




**D RIPSTONE 290 'A' COPING**  
Length 750mm



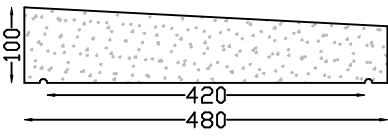
**D RIPSTONE 290 'B' COPING**  
Length 750mm



**D RIPSTONE 320 'A' COPING**  
Length 750mm

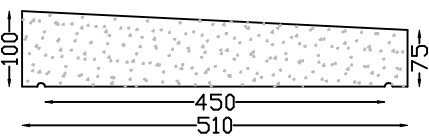


**D RIPSTONE 320 'B'**  
Length 750mm




**D RIPSTONE 420 'B'**  
Length 750mm

**D RIPSTONE 340 'B'**  
Length 750mm

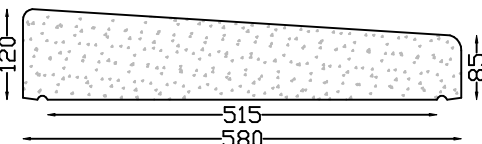


**D RIPSTONE 450 'B'**  
Length 750mm

**D RIPSTONE 360 'A'**  
Length 750mm



**D RIPSTONE 480 'B'**  
Length 750mm



**D RIPSTONE 500**  
Length 750mm

**D RIPSTONE 550 'B'**  
Length 750mm

## COPINGS FOR WALLS (including DRIPSTONE COPINGS)

		EACH	
		Excl.	Vat 15%
		CT Delivery +10%	
<b>ARGUS POOL COPING MK2</b>	500mm	138.00	158.70
<b>ARGUS POOL COPING MK2 CORNER</b>		138.00	158.70
<b>BULLNOSED COPING</b>	450mm	139.00	159.85
<b>BULLNOSED DOUBLE 140mm COPING</b>	900mm	275.00	316.25
<b>BULLNOSED DOUBLE 280mm COPING</b>	900mm	304.00	349.60
<b>CAROUSEL COPING</b>	500mm	232.00	266.80
<b>CAROUSEL COPING CORNER</b>	External	203.00	233.45
<b>CYMA PARAPET COPING</b>	600mm	204.00	234.60
<b>CYMA PARAPET COPING CORNER or FAIR END</b>		185.00	212.75
<b>D RIPSTONE 150 'A' COPING</b>	1,000m	183.00	210.45
<b>D RIPSTONE 200 'A' COPING</b>	1,000m	196.00	225.40
<b>D RIPSTONE 230 COPING</b>	1,000m	207.00	238.05
<b>D RIPSTONE 230 'A' COPING</b>	1,000m	207.00	238.05
<b>D RIPSTONE 270 'A' COPING</b>	750mm	188.00	216.20
<b>D RIPSTONE 270 'A' COPING CORNER</b>		188.00	216.20
<b>D RIPSTONE 270 'B' COPING</b>	750mm	223.00	256.45
<b>D RIPSTONE 270 'B' COPING CORNER</b>		223.00	256.45
<b>D RIPSTONE 290 'A' COPING</b>	750mm	203.00	233.45
<b>D RIPSTONE 290 'A' COPING CORNER</b>		203.00	233.45
<b>D RIPSTONE 290 'B' COPING</b>	750mm	243.00	279.45
<b>D RIPSTONE 290 'B' COPING CORNER</b>		243.00	279.45
<b>D RIPSTONE 320 'A' COPING</b>	750mm	224.00	257.60
<b>D RIPSTONE 320 'A' COPING CORNER</b>		224.00	257.60
<b>D RIPSTONE 320 'B' COPING</b>	750mm	257.00	295.55
<b>D RIPSTONE 320 'B' COPING CORNER</b>		257.00	295.55
<b>D RIPSTONE 340 'B' COPING</b>	750mm	272.00	312.80
<b>D RIPSTONE 340 'B' COPING CORNER</b>		272.00	312.80
<b>D RIPSTONE 360 'A' COPING</b>	750mm	253.00	290.95
<b>D RIPSTONE 360 'A' COPING CORNER</b>		253.00	290.95
<b>D RIPSTONE 420 'B' COPING</b>	750mm	301.00	346.15
<b>D RIPSTONE 420 'B' COPING CORNER</b>		301.00	346.15
<b>D RIPSTONE 450 'B' COPING</b>	750mm	315.00	362.25
<b>D RIPSTONE 480 'B' COPING</b>	750mm	328.00	377.20
<b>D RIPSTONE 480 'B' COPING CORNER</b>		328.00	377.20
<b>D RIPSTONE 500 COPING</b>	750mm	332.00	381.80
<b>D RIPSTONE 550 'B' COPING</b>	750mm	361.00	415.15
<b>ILLOVO 320/250 COPING</b>	620mm	197.00	226.55
<b>ILLOVO 320/250 COPING CORNER or FAIR END</b>		175.00	201.25
<b>ILLOVO 430/360 COPING</b>	600mm	257.00	295.55
<b>ILLOVO 430/360 COPING CORNER or FAIR END</b>		257.00	295.55
<b>ILLOVO 550/480 COPING</b>	600mm	294.00	338.10
<b>ILLOVO 550/480 COPING CORNER or FAIR END</b>		294.00	338.10
<b>MONDALE COPING</b>	900mm	236.00	271.40
<b>O.G. MINOR MK2 COPING</b>	1,000m	342.00	393.30
<b>O.G. MINOR MK2 COPING CORNER</b>	External or Internal	212.00	243.80
<b>PARAPET O.G. 380 COPING</b>	700mm	222.00	255.30
<b>PARAPET O.G. 380 COPING CORNER</b>	External or Internal	254.00	292.10
<b>PARAPET O.G. 450 COPING</b>	600mm	219.00	251.85
<b>PARAPET O.G. 450 COPING CORNER</b>	External	254.00	292.10
<b>PARAPET O.G. DOUBLE MOULDED 260</b>	600mm	182.00	209.30
<b>PARAPET O.G. DOUBLE MOULDED 260 CORNER or FAIR END</b>		182.00	209.30
<b>PARAPET O.G. DOUBLE MOULDED 305</b>	600mm	222.00	255.30
<b>PARAPET O.G. DOUBLE MOULDED 305 CORNER or FAIR END</b>		222.00	255.30
<b>PARAPET O.G. DOUBLE MOULDED 420</b>	500mm	219.00	251.85
<b>PARAPET O.G. DOUBLE MOULDED 420 CORNER or FAIR END</b>		219.00	251.85
<b>POOL COPING SANDSTONE</b>	600mm	156.00	179.40
<b>POOL COPING SANDSTONE CORNER</b>	External or Internal	156.00	179.40
<b>POOL COPING SANDSTONE CURVE</b>		156.00	179.40
<b>POOL COPING GREY</b>	600mm	113.00	129.95
<b>POOL COPING GREY CORNER</b>	External or Internal	113.00	129.95
<b>POOL COPING GREY CURVE</b>		113.00	129.95
<b>PYRAMID 'IRONS' COPING</b>	600mm	128.00	147.20
<b>PYRAMID 'IRONS' COPING CORNER or FAIR END</b>		121.00	139.15
<b>RESIDENCY 200 Plain COPING</b>	1,200m	130.00	149.50
<b>RESIDENCY 200 Plain COPING CORNER or FAIR END</b>		147.00	169.05
<b>RESIDENCY 230 Plain COPING</b>	1,200m	162.00	186.30
<b>RESIDENCY 230 Plain COPING CORNER</b>		180.00	207.00
<b>RESIDENCY 275 Plain COPING</b>	1,000m	153.00	175.95
<b>RESIDENCY 275 Plain COPING CORNER</b>	490 x 490mm	193.00	221.95
<b>RESIDENCY 295 Plain COPING</b>	750mm	128.00	147.20
<b>RESIDENCY 320 Plain COPING</b>	620mm	115.00	132.25
<b>RESIDENCY 320 Plain COPING CORNER</b>	600 x 600mm	223.00	256.45
<b>RESIDENCY 400 Plain COPING</b>	600mm	116.00	133.40
<b>RESIDENCY 400 Plain COPING CORNER or FAIR END</b>		168.00	193.20
<b>RESIDENCY 440 Plain COPING</b>	600mm	130.00	149.50

