

# Section Three: Architectural Precast and Building Products.



Fibre Reinforced Concrete window and door surrounds supplied and installed by Old World Concretes



## Water Channelling

WATER CHANNELLING	EACH	
	Excl.	Vat 15%
WATER CHANNEL 200/80 1m length	87.00	100.05
WATER CHANNEL 200/80 CORNER	87.00	100.05
WATER CHANNEL 300/100 1m length	132.00	151.80
WATER CHANNEL 300/100 CORNER	132.00	151.80
WATER CHANNEL 585/180 750mm length	0.00	0.00

CT Delivery +10%



## Water Chutes & Spouts



**WATER CHUTE**  
TWO SIZES

115mm face (30mm hole)  
155mm face (50mm hole)



**WATER SPOUT**

110mm lip projection  
230mm wide x 165mm high



**WATER SPOUT - Heavy Duty**

430 x 390mm  
Height 310mm  
Trough 220mm x 100/120mm



**GULLY TOP**  
420 x 420 x 175mm

WATER CHUTES and SPOUTS.	EACH	
	Excl.	Vat 15%
CHUTE 115mm face	165.00	189.75
CHUTE 155mm face	243.00	279.45
GULLY TOP	101.00	116.15
SPOUT 230 x 165mm	288.00	331.20
SPOUT HEAVY DUTY	382.00	439.30

CT Delivery +10%

## Drinking Fountains

**CIVIC DRINKING FOUNTAIN**  
MK1 and MK2


1200mm overall (Child Step available).  
Approx 850mm above ground.  
320mm diam.  
For MK2 take a 915mm tree ring to form a pebble base water soak-away.  
**Do not lift by tap - it will break.**



**Notes:**

An isolating stop cock is recommended to facilitate maintenance.  
Delivery does not include installation.  
Advise us if the waste water will be plumbed away


**RICHMOND DRINKING FOUNTAIN**  
765mm high  
With spring loaded valve.



## Laundry Tubs / Washtroughs

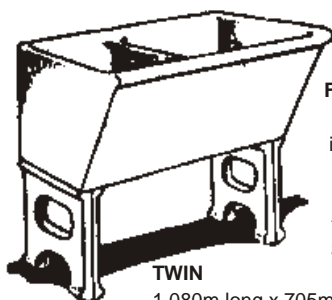
LAUNDRY TUBS	EACH	
	Excl.	Vat 15%
SINGLE	1,158.00	1,331.70
TWIN	1,495.00	1,719.25

CT Delivery +10%



**SINGLE**

760mm long x 635mm wide  
(front to back) x 900mm high



**TWIN**

1,080mm long x 705mm wide  
(front to back) x 900mm high

For stability, supports should be mortared into position and onto trough, or request reinforcing to extend from below supports. Supports are 475mm

**DRINKING FOUNTAINS**

RICHMOND DRINKING FOUNTAIN  
CIVIC DRINKING FOUNTAIN MK1  
CIVIC DRINKING FOUNTAIN MK2

DRINKING FOUNTAINS	EACH	
	Excl.	Vat 15%
RICHMOND DRINKING FOUNTAIN	3,366.00	3,870.90
CIVIC DRINKING FOUNTAIN MK1	3,170.00	3,645.50
CIVIC DRINKING FOUNTAIN MK2	2,661.00	3,060.15

CT Delivery +10%  
See also CIVIC RANGE

