

WINDOW SILLS		Per m	
		Excl.	Vat 15%
BULLNOSED SILL Max 1,8m bed with L and R return in one piece Please order window opening measurement.		534.00	614.10
BULLNOSED SILL CORNER EACH		194.00	223.10
WINDOW SILL TYPE 1	1,200m long Max	303.00	348.45
WINDOW SILL TYPE 5	1,200m long Max	309.00	355.35
WINDOW SILL TYPE 5 CORNER EACH		194.00	223.10
WINDOW SILL TYPE 6	1,200m long Max	309.00	355.35
WINDOW SILL TYPE 7	1,500m long Max	197.00	226.55
WINDOW SILL TYPE 8	1,000m long	197.00	226.55
WINDOW SILL TYPE 9	1,350m long Max	321.00	369.15
WINDOW SILL TYPE 10	1,500m long Max	265.00	304.75
WINDOW SILL TYPE 11	2,000m long Max	246.00	282.90
WINDOW SILL TYPE 12	1,500m long Max	246.00	282.90
WINDOW SILL TYPE 13	1,900m long Max	265.00	304.75
WINDOW SILL TYPE 14	1,200m long Max	335.00	385.25
WINDOW SILL TYPE 15	1,100m long	288.00	331.20
WINDOW SILL TYPE 21	1,500m long Max	209.00	240.35
WINDOW SILL TYPE 22	1,500m long Max	288.00	331.20
WINDOW SILL TYPE 25	1,20m long Max		
WINDOW SILL TYPE 26	1,20m long Max		
WINDOW SILL TYPE 28	1,500m long Max		
WINDOW SILL TYPE 31	1,200m long Max		
WINDOW SILL TYPE 32	1,500m long Max		
WB REBATE SILL Max 1,9m bed with L and R return in one piece Please order window opening measurement.		534.00	614.10
WB REBATE SILL CORNER EACH		194.00	223.10

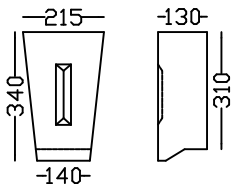
Minimum charge is for 1m (if length is less than 1m)



Keystones



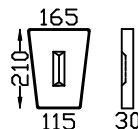
KEY 800 SURROUND
1,1m/795mm diameter.



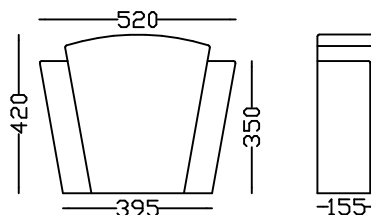
KEYSTONE K1



KEYSTONE SURROUND 420
750/420mm diameter



KEYSTONE VENEER 210



KEYSTONE MAJOR


KEYSTONES	GREY	
	Excl.	Vat 15%
CT Delivery +10%		
KEYSTONE VENEER 210	73.00	83.95
KEYSTONE K1	258.00	296.70
KEYSTONE MAJOR	435.00	500.25
KEYSTONE SURROUND 420	659.00	757.85
KEY 800 SURROUND FRC	933.00	1,072.95

MOULDINGS (See also VENEERS)		EACH	
		Excl.	Vat 15%
Sold in lengths as specified below. Fining Details available.			
CT Delivery +10%			
BOWOOD CORNICE MOULDING	1,000m	242.00	278.30
BOWOOD CORNICE CORNER	Internal & External	156.00	179.40
CAROUSEL MOULDING	1,000m	389.00	447.35
CAROUSEL MOULDING CNR	Internal & External	197.00	226.55
CORBEL MOULDING	1,000m	280.00	322.00
CORBEL CORNER	Internal & External	156.00	179.40
HAMPTON MOULDING	1,000m	380.00	437.00
HAMPTON CORNER	Internal & External	282.00	324.30
O.G. MINOR MOULDING	1,000m	288.00	331.20
O.G. MINOR CORNER	Internal & External	156.00	179.40
PEDIMENT COURSE MOULDING	1,000m	373.00	428.95
PEDIMENT COURSE CORNER	Internal & External	197.00	226.55
PLINTH COURSE MOULDING	1,000m	280.00	322.00
PLINTH COURSE CORNER	Internal & External	156.00	179.40
WEIMAN MOULDING	1,000m	404.00	464.60
WEIMAN CORNER	Internal & External	282.00	324.30
WOODLANDS MOULDING	1,000m	402.00	462.30
WOODLANDS CORNER	Internal & External	203.00	233.45

Wall Niches

NOOK
760 x 455mm
215mm deep shelf

FOYER
1,240m x 760mm
200mm deep shelf



WALL NICHES	EACH	
	Excl.	Vat 15%
CT Delivery +10%		
NOOK	746.00	857.90
FOYER	2,315.00	2,662.25

