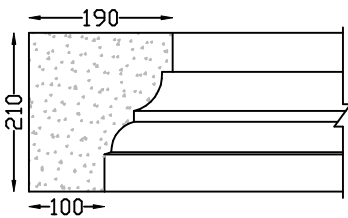
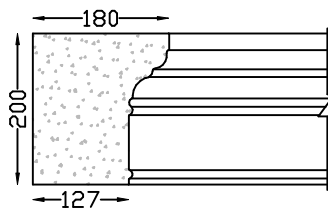


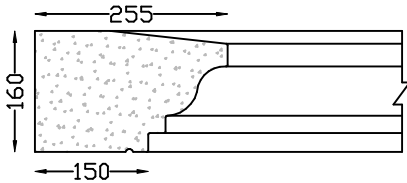
Mouldings



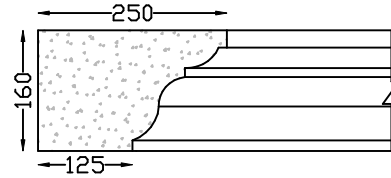
HAMPTON MOULDING
Length 1,000m.



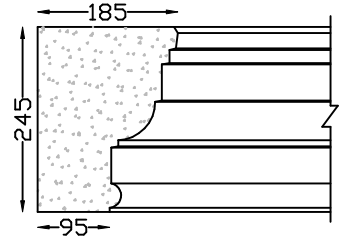
PEDIMENT MOULDING
Length 1,000m.



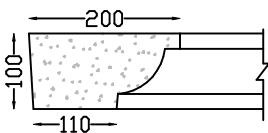
WOODLANDS MOULDING
Length 1,000m.



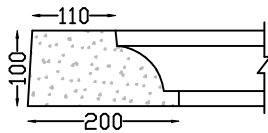
CAROUSEL MOULDING
Length 1,000m.



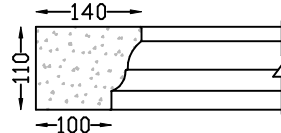
WEIMAN MOULDING
Length 1,000m.



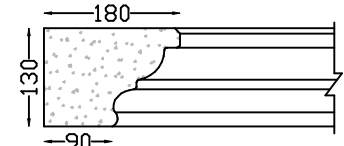
CORBEL MOULDING
Length 1,000m



PLINTH COURSE MOULDING
Length 1,000m



BOWOOD CORNICE MOULDING
Length 1,000m.



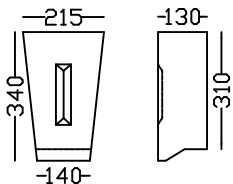
O.G. MINOR MOULDING
Length 1,000m.



Keystones



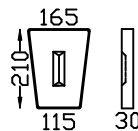
KEY 800 VENEER
1,1m/795mm diameter.



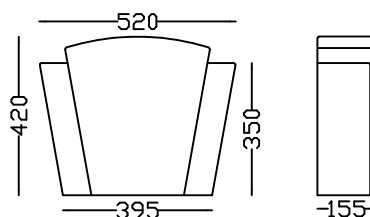
KEYSTONE K1



KEYSTONE SURROUND 420
750/420mm diameter




KEYSTONE VENEER 210



KEYSTONE MAJOR

Wall Niches



NOOK
760 x 455mm
215mm deep shelf

FOYER
1,240m x 760mm
200mm deep shelf

MOULDINGS (See also VENEERS)		EACH	
		Excl.	Vat Incl.
Sold in lengths as specified below. Fixing Details available.			
BOWOOD CORNICE MOULDING	1,000m	194.00	221.16
BOWOOD CORNICE CORNER	Internal & External	126.00	143.64
CAROUSEL MOULDING	1,000m	313.00	356.82
CAROUSEL MOULDING CNR	Internal & External	158.00	180.12
CORBEL MOULDING	1,000m	225.00	256.50
CORBEL CORNER	Internal & External	126.00	143.64
HAMPTON MOULDING	1,000m	305.00	347.70
HAMPTON CORNER	Internal & External	227.00	258.78
O.G. MINOR MOULDING	1,000m	232.00	264.48
O.G. MINOR CORNER	Internal & External	126.00	143.64
PEDIMENT COURSE MOULDING	1,000m	300.00	342.00
PEDIMENT COURSE CORNER	Internal & External	158.00	180.12
PLINTH COURSE MOULDING	1,000m	225.00	256.50
PLINTH COURSE CORNER	Internal & External	126.00	143.64
WEIMAN MOULDING	1,000m	325.00	370.50
WEIMAN CORNER	Internal & External	227.00	258.78
WOODLANDS MOULDING	1,000m	323.00	368.22
WOODLANDS CORNER	Internal & External	163.00	185.82

KEYSTONES	GREY	
	Excl.	Vat Incl.
KEYSTONE VENEER 210	59.00	67.26
KEYSTONE K1	207.00	235.98
KEYSTONE MAJOR	350.00	399.00
KEYSTONE SURROUND 420	530.00	604.20
KEY 800 VENEER FRC	750.00	855.00

WALL NICHES	EACH	
	Excl.	Vat Incl.
NOOK	599.00	682.86
FOYER	1,861.00	2,121.54

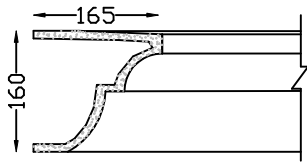


Mouldings F.R.C.

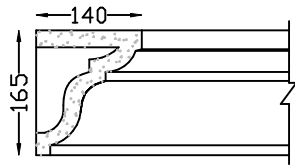


Fibre Reinforced Concrete (F.R.C.)

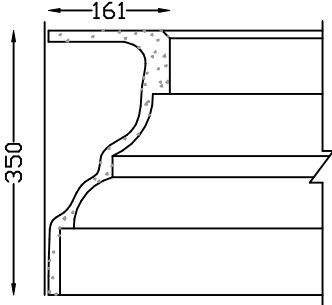
This allows larger profiles which are relatively lightweight and easier to install. Custom designs undertaken. We also do Supply & Install, please enquire.



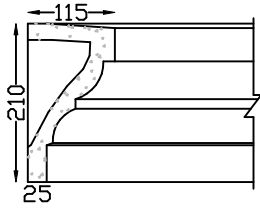
S.E. FRC VENEER
Length 1,500m max



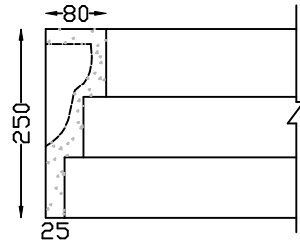
CAROUSEL VENEER FRC
Length 1,500m



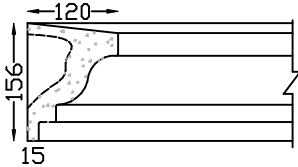
HAMPTON MAJOR Short Leg
Length 1,200m.



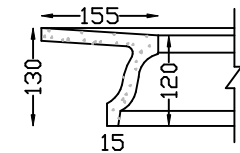
HAMPTON 210 VENEER
Length 1,500m.



TUSCAN 250 FRC VENEER
Length 1,500m



WOODLANDS FRC VENEER
Length 1,500m



PARAPET FRC VENEER
Length 1,300m
Corner 1,350m with L&R return

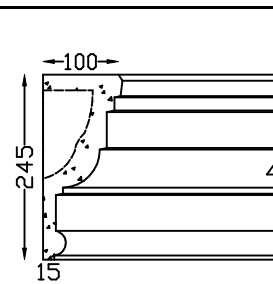


Example:
TUSCAN 250
VENEER

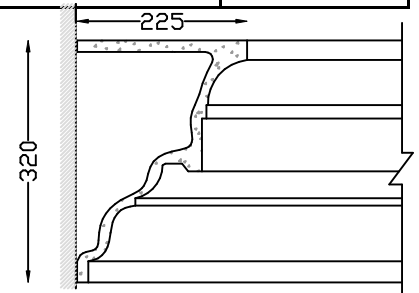
F.R.C. MOULDINGS

Sold in lengths as specified below.
Fixing Details available.

F.R.C. MOULDINGS		EACH	
		Excl.	Vat Incl.
		CT Delivery +10%	
CAPE ROYALE VENEER FRC		0.00	0.00
CAROUSEL VENEER FRC	1,500m	363.00	413.82
CAROUSEL VENEER FRC FAIR END/CORNER		215.00	245.10
HAMPTON MAJOR FRC	1,200m	584.00	665.76
HAMPTON MAJOR FRC CORNER	Internal & External	310.00	353.40
HAMPTON 210 VENEER FRC	1,500m	341.00	388.74
HAMPTON 210 CORNER	External	179.00	204.06
PARAPET VENEER FRC	1,300m	276.00	314.64
PARAPET VENEER FRC FAIR END/CORNER	1,350m	402.00	458.28
SE VENEER FRC	1,500m	343.00	391.02
SE VENEER FRC FAIR END/CORNER		172.00	196.08
SLOANE COURSE	1,200m	631.00	719.34
CLOANE COURSE FRC CORNER	External	265.00	302.10
TUSCAN 250 FRC	1,500m	343.00	391.02
TUSCAN 250 FRC FAIR END/CORNER		172.00	196.08
WEIMAN FRC VENEER	1,500m	343.00	391.02
WEIMAN FRC VENEER FAIR END/CORNER		172.00	196.08
WOODLANDS FRC VENEER	1,500m	343.00	391.02
WOODLANDS FRC VENEER FAIR END/CORNER		172.00	196.08

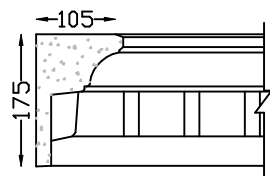


WEIMAN FRC VENEER
Length 1,500m

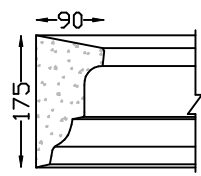


SLOAN COURSE
1,200m. Corners External and Internal

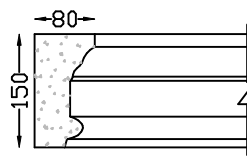
Veneer Mouldings



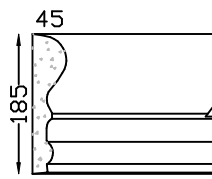
DIAGONAL ST. DENTIL VENEER
Length 1,000m



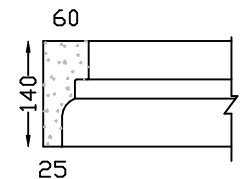
ARCHITRAVE VENEER
Length 1,200m



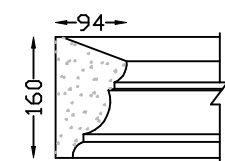
40 FASCIA VENEER
Length 1,000m



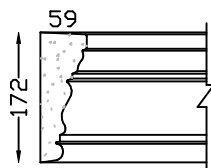
MOWBRAY VENEER
Length 1,500m



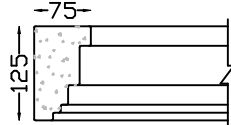
MAWOL VENEER
Length 1,200m



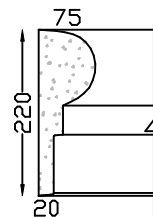
WB VENEER
Length 1,500m



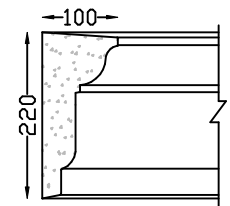
OBSERVATORY VENEER
Length 1,200m.



STEPPED VENEER
Length 1,500m max



BULLNOSED VENEER
Length 1,500m

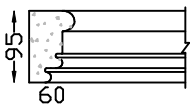


25 APEX VENEER
Length 1,000m.

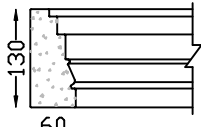
Continued



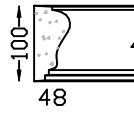
VENEER MOULDINGS Continued



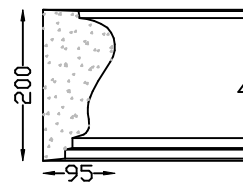
DIAGONAL ST MK2 VENEER
Length 1,200m



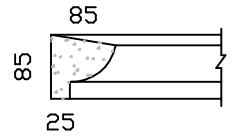
DIAGONAL ST MK1 VENEER
Length 1,500m



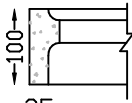
HORATIO 100 VENEER
Length 1,200m



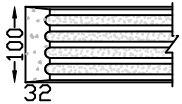
HORATIO 200 VENEER
Length 1,000m



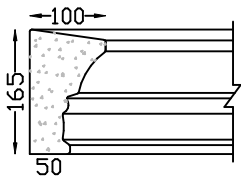
PC-7 VENEER
Length 1,500m



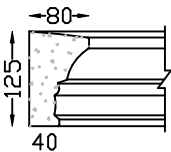
WYNBERG VENEER
Length 1,200m



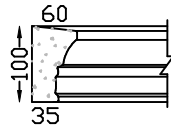
REEDED VENEER
Length 1,500m



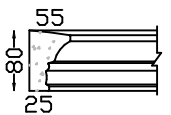
PARIS 160 VENEER
Length 1,5m



PARIS 125 VENEER
Length 1,5m



PARIS 100 VENEER
Length 1,2m



PARIS 80 VENEER
length 1m

VENEER MOULDINGS (See also MOULDINGS)


Sold in lengths as specified below.
Fixing Details available.

APEX VENEER	1,000m	191.00	217.74
APEX VENEER FAIR END/CORNER		172.00	196.08
ARCHITRAVE VENEER	1,200m	212.00	241.68
ARCHITRAVE VENEER FAIR END/CORNER		172.00	196.08
BULLNOSED VENEER	1,500m	326.00	371.64
BULLNOSED VENEER FAIR END/CORNER		179.00	204.06
DIAGONAL ST. DENTIL VENEER	1,000m	224.00	255.36
DIAGONAL ST. DENTIL CORNER External		118.00	134.52
DIAGONAL STREET MKI VENEER	1,500m	215.00	245.10
DIAGONAL STREET MKI CORNER		139.00	158.46
DIAGONAL STREET MK2 VENEER	1,200m	159.00	181.26
DIAGONAL STREET MK2 FAIR END/CORNER		138.00	157.32
FASCIA VENEER	1,000m	205.00	233.70
FASCIA CORNER External		118.00	134.52
HAMPTON 120 VENEER	1,200m	217.00	247.38
HORATIO 100 VENEER	1,200m	158.00	180.12
HORATIO 100 CORNER In Elevation		103.00	117.42
HORATIO 100 FAIR END/CORNER		103.00	117.42
HORATIO 200 VENEER	1,000m	197.00	224.58
HORATIO 200 FAIR END/CORNER In Elevation		139.00	158.46
MAWOL VENEER	1,200m	126.00	143.64
MAWOL VENEER FAIR END/CORNER		103.00	117.42
MOWBRAY VENEER	1,500m	301.00	343.14
MOWBRAY VENEER FAIR END/CORNER		193.00	220.02
OBSERVATORY VENEER	1,200m	197.00	224.58
OBSERVATORY VENEER CORNER		143.00	163.02
PARIS 160 VENEER	1,500m	315.00	359.10
PARIS 160 FAIR END/CORNER		202.00	230.28
PARIS 125 VENEER	1,500m	248.00	282.72
PARIS 125 FAIR END/CORNER		141.00	160.74
PARIS 100 VENEER	1,200m	158.00	180.12
PARIS 100 FAIR END/CORNER		103.00	117.42
PARIS 80 VENEER	1,000m	102.00	116.28
PARIS 80 FAIR END/CORNER		81.00	92.34
PC-7 VENEER	1,500m	242.00	275.88
PC-7 VENEER FAIR END/CORNER		193.00	220.02
QUADRANT VENEER	1,200m	161.00	183.54
REEDED VENEER	1,500m	161.00	183.54
REEDED CORNER In Elevation		139.00	158.46
STEPPED VENEER	1,500m	215.00	245.10
STEPPED FAIR END/CORNER		118.00	134.52
WB VENEER	1,500m	264.00	300.96
WB VENEER FAIR END/CORNER		172.00	196.08
WYNBERG VENEER	1,200m	158.00	180.12

EACH

Excl. Vat Incl.
CT Delivery +10%


Lintels - Built In



CAROUSEL LINTEL
Max Bed 1,900m
Optional 2 x lifting sockets.




PEDIMENT LINTEL
Max 1,950m bed



any bed (2,000m maximum)
OG LINTEL
Max 2,000m bed



any bed (2,050m maximum)
WOODLANDS LINTEL
Max 2,050m bed

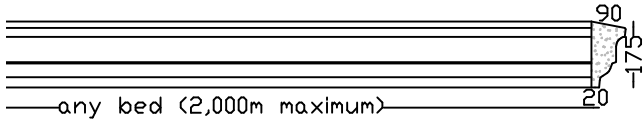


any bed (2,000m maximum)
PARIS LINTEL MK2
Max Bed 1,790m



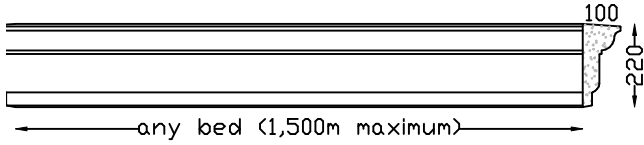
Lintels - Veneer

For windows greater than max bed, lintel will be in more than one piece.



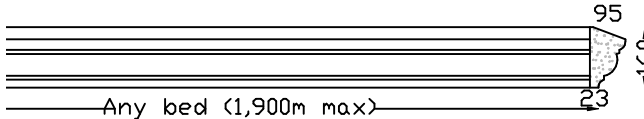
ARCHITRAVE VENEER LINTEL

Max 2,000m bed. Larger sizes in more than one piece.



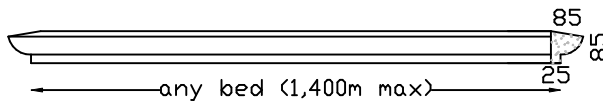
APEX VENEER LINTEL

Max 1,500m bed. Larger sizes in more than one piece.



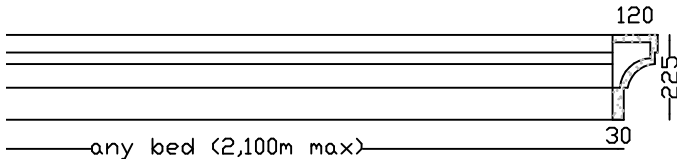
WB VENEER LINTEL

Max 1,900m bed. Larger sizes in more than one piece.



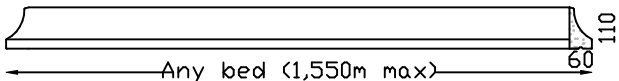
PC-7 VENEER LINTEL

Max 1,400m bed. Larger sizes in more than one piece.




CAPE ROYALE VENEER LINTEL FRC

Max 2,100m bed. Larger sizes in more than one piece.



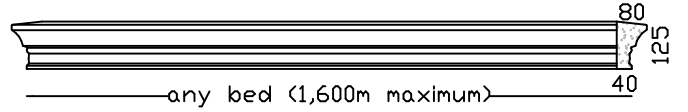
DRIP VENEER LINTEL

Max 1,550m bed. Larger sizes in more than one piece.




PARIS 160 VENEER LINTEL

Max 2,000m bed. Larger sizes in more than one piece.




PARIS 125 VENEER LINTEL

Max 1,600m bed. Larger sizes in more than one piece.



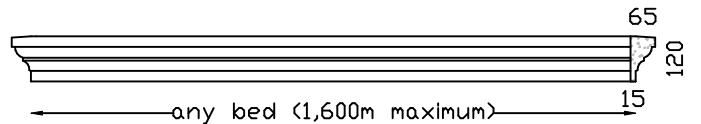
PARIS 100 VENEER LINTEL

Max 1,300m bed. Larger sizes in more than one piece.



PARIS 80 VENEER LINTEL

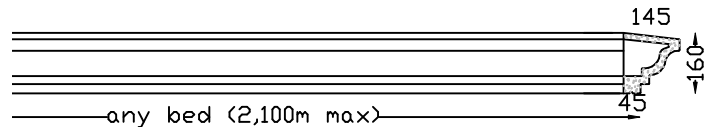
Max 1,100m bed. Larger sizes in more than one piece.



HAMPTON 120 VENEER LINTEL

Max 1,600m bed. Larger sizes in more than one piece.

Also, **HAMPTON 210 VENEER LINTEL**
Max 1,800m bed. Larger sizes in more than one length.



WOODLANDS VENEER LINTEL FRC

Max 2,100m bed. Larger sizes in more than one piece.


LINTELS		Per meter	
		Excl.	Vat Incl.
All with Left & Right Returns. Fixing details available.		CT Delivery +10%	
APEX VENEER LINTEL	Max 1,500m bed	405.00	461.70
ARCHITRAVE VENEER LINTEL	Max 2,000m bed	324.00	369.36
CAPE ROYALE VENEER LINTEL FRC	Max 2,100m bed	447.00	509.58
CAROUSEL LINTEL	Max 1,900m bed	528.00	601.92
DRIP LINTEL	Max 1,550m bed	286.00	326.04
HAMPTON 120 VENEER LINTEL	Max 1,600m bed	286.00	326.04
HAMPTON 210 VENEER LINTEL	Max 1,800m bed	405.00	461.70
HORATIO 100 VENEER LINTEL	Max 1,350m bed	188.00	214.32
O.G. LINTEL	Max 2,000m bed	484.00	551.76
PARIS 80 VENEER LINTEL	Max 1,100m bed	147.00	167.58
PARIS 100 VENEER LINTEL	Max 1,300m bed	188.00	214.32
PARIS 125 VENEER LINTEL	Max 1,600m bed	286.00	326.04
PARIS 160 VENEER LINTEL	Max 2,000m bed	341.00	388.74
PARIS LINTEL Mk2	Max 1,790m bed	484.00	551.76
PC-7 VENEER LINTEL	Max 1,400m bed	289.00	329.46
PEDIMENT LINTEL	Max 1,950m bed	510.00	581.40
PEDIMENT VENEER LINTEL	Max 1,600m bed	422.00	481.08
TUSCAN 250 VENEER LINTEL	Max 1,600m bed	447.00	509.58
WB VENEER LINTEL	Max 1,900m bed	324.00	369.36
WOODLANDS LINTEL	Max 2,050m bed	531.00	605.34
WOODLANDS VENEER LINTEL FRC	Max 2,100m bed	413.00	470.82

Minimum charge is for 1m (if length is less than 1m)
NB. Please order "bed" measurement (not overall).




PEDIMENT VENEER LINTEL

Max 1,600m bed. Larger sizes in more than one piece.



TUSCAN 250 VENEER LINTEL

Max 1,600m bed. Larger sizes in more than one piece.



HORATIO 100 VENEER LINTEL

Max 1,350m bed. Larger sizes in more than one piece.

