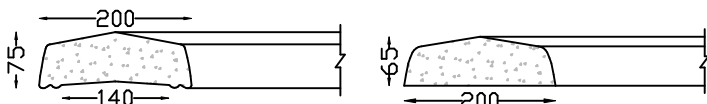
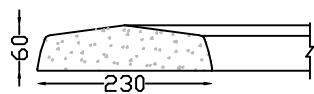


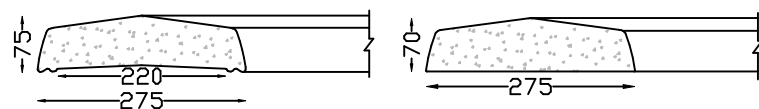
Copings for Walls



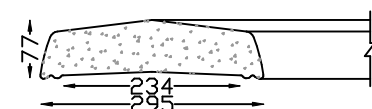
RESIDENCY 200 Plain or Throated COPING
Length 1,200m



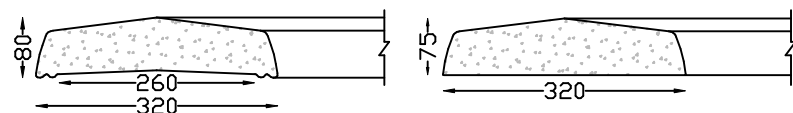
RESIDENCY 230 Plain COPING
Length 1,200m



RESIDENCY 275 Plain or Throated COPING
Length 915mm

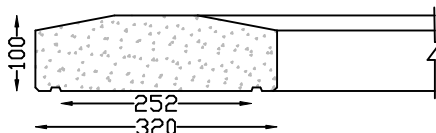


RESIDENCY 295 Throated COPING
Length 750mm

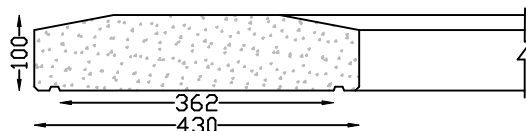


RESIDENCY 320 Plain or Throated COPING
Length 620mm

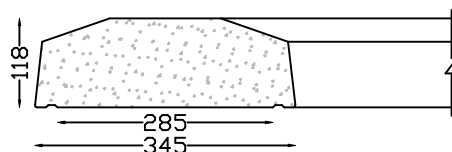
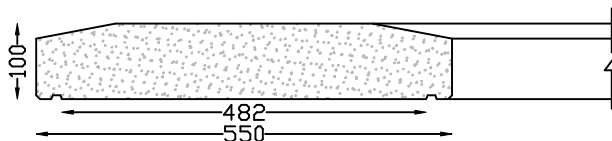
ILLOVO 320/250 COPING
Length 620mm



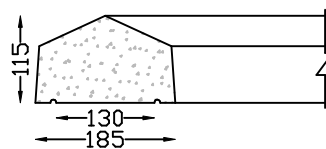
ILLOVO 430/360 COPING
Length 600mm




ILLOVO 550/480 COPING
Length 600mm



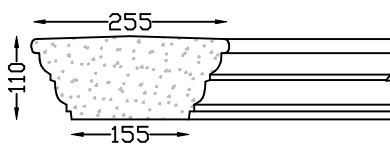
PALISADE PLINTH MAJOR COPING
Length 1,200m



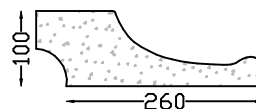
PYRAMID "ROSE" COPING
Length 1,200m



PALISADE PLINTH COPING
Length 600mm




SANDRINGHAM DOUBLE MOULDED
Length 800mm



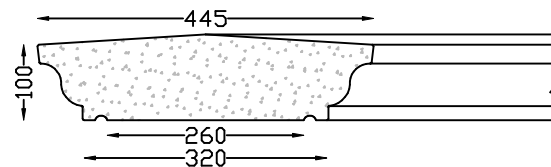
ARGUS POOL COPING

500mm long,
CORNER 300 x 300mm
CURVES Outside diam 2,300m and
2,900m

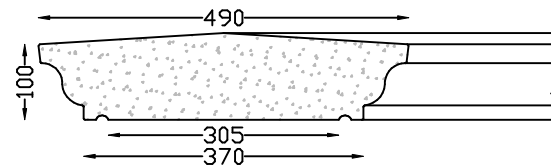


SANDSTONE COPING

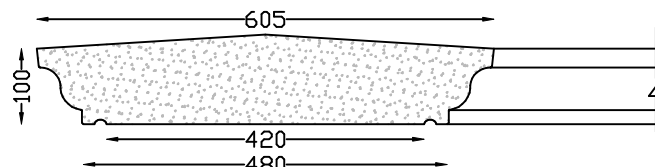
600mm long



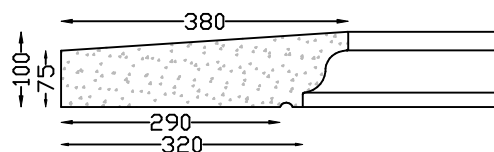
PARAPET O.G. DOUBLE MOULDED 260 COPING
Length 600mm.



PARAPET O.G. DOUBLE MOULDED 305 COPING
Length 600mm long.



PARAPET O.G. DOUBLE MOULDED 420 COPING
Length 500mm



PARAPET O.G. 380 COPING
Length 700mm



ROCKFACED POOL COPING

For 100mm wide walls
610mm straight lengths
CORNER: 305 x 305mm
CURVES: Diams from 610mm to 4,270m



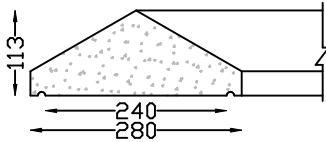
FULL ROCK

All in 610mm lengths
150mm wide x 75mm
200mm wide x 75mm
200mm wide x 100mm
230mm wide x 75mm
255mm wide x 75mm

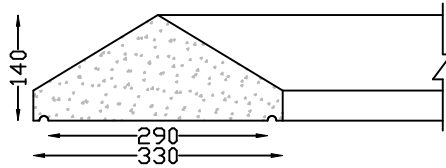


Copings for Walls, continued..

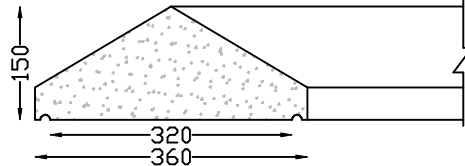
PYRAMID "IRONS" 240
Length 500mm



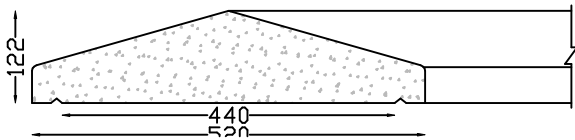
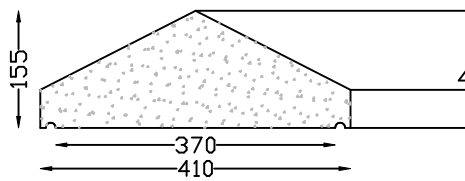
PYRAMID "IRONS" 290
Length 500mm



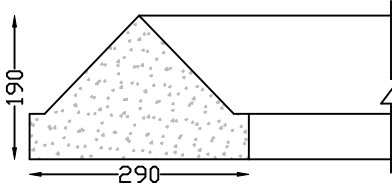
PYRAMID "IRONS" 320
Length 500mm



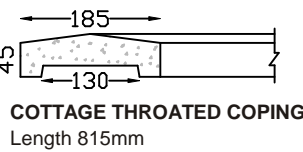
PYRAMID "IRONS" 370
Length 700mm



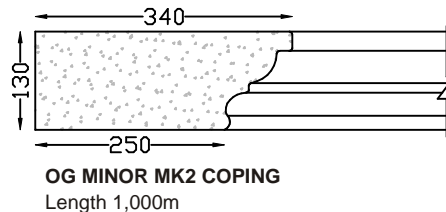
JAN SMUTS PYRAMID COPING
Length 500mm. Fair End 260mm long



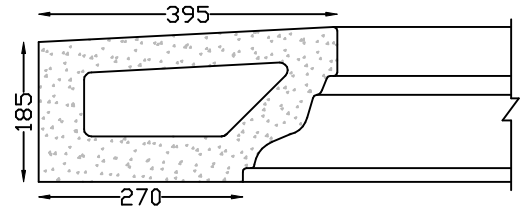
PYRAMID "HILL" COPING
Length 1,000m



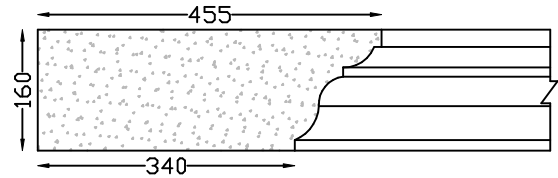
COTTAGE THROATED COPING
Length 815mm



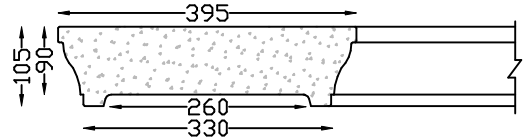
OG MINOR MK2 COPING
Length 1,000m



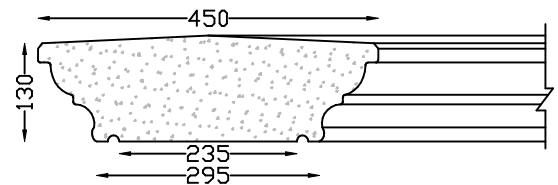
OG COURSE COPING
Length 610mm
CORNERS Internal & External



CAROUSEL COPING
Length 500mm. Corner.




CYMA PARAPET DOUBLE MOULDED COPING
Length 600mm. Corner

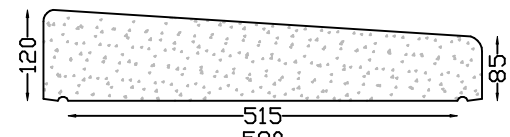


O.G. MINOR DOUBLE MOULDED 235
Length 600mm

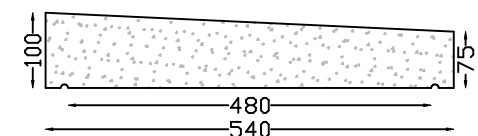
Dripstones



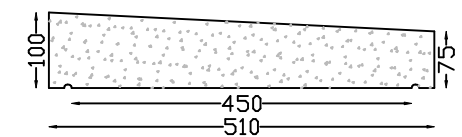
DRIPSTONE 550 "B" COPING
Length 750mm



DRIPSTONE 510 COPING
Length 750mm



DRIPSTONE 480 "B" COPING
Length 750mm



DRIPSTONE 450 "B" COPING
Length 750mm



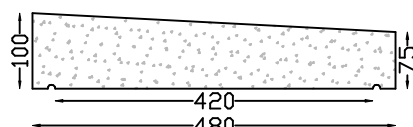
COPINGS FOR WALLS

Sold in lengths as specified below.

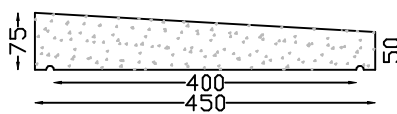
Extra per Cut, Fair End or Return, where applicable.

		EACH	
		Excl.	Vat Incl.
		PWW delivery 10%	
ARGUS POOL COPING	500mm	163.00	185.82
ARGUS POOL COPING CORNER		163.00	185.82
ARGUS POOL COPING CURVE	585mm 2,3m diam	192.00	218.88
	550mm 2,9m diam	180.00	205.20
CAROUSEL COPING	500mm	245.00	279.30
CAROUSEL COPING CORNER	External	213.00	242.82
COTTAGE THROATED COPING	815mm	141.00	160.74
CYMA PARAPET DBL MOULD COPING	600mm	197.00	224.58
CYMA PARAPET DBL MOULD COPING CORNER		197.00	224.58
DRIPSTONE 200 A COPING	1,000m	198.00	225.72
DRIPSTONE 230 COPING	1,000m	228.00	259.92
DRIPSTONE 230 A COPING	1,000m	228.00	259.92
DRIPSTONE 270 A COPING	750mm	208.00	237.12
DRIPSTONE 270 B COPING	750mm	292.00	332.88
DRIPSTONE 290 A COPING	750mm	223.00	254.22
DRIPSTONE 290 B COPING	750mm	265.00	302.10
DRIPSTONE 320 A COPING	750mm	247.00	281.58
DRIPSTONE 320 B COPING	750mm	281.00	320.34
DRIPSTONE 360 A COPING	750mm	256.00	291.84
DRIPSTONE 360 B COPING	750mm	314.00	357.96
DRIPSTONE 400 A COPING	750mm	300.00	342.00
DRIPSTONE 420 B COPING	750mm	328.00	373.92
DRIPSTONE 450 B COPING	750mm	347.00	395.58
DRIPSTONE 480 B COPING	750mm	361.00	411.54
DRIPSTONE 510 COPING	750mm	376.00	428.64
DRIPSTONE 550 'B' COPING	750mm	397.00	452.58
FULL ROCK COPING			
150mm wide x 75mm	610mm	136.00	155.04
200mm wide x 100mm	610mm	187.00	213.18
200mm wide x 75mm	610mm	169.00	192.66
230mm wide x 75mm	610mm	203.00	231.42
255mm wide x 75mm	610mm	216.00	246.24
ILLOVO 320 COPING	620mm	202.00	230.28
ILLOVO 320 COPING CORNER		136.00	155.04
ILLOVO 430 COPING	600mm	232.00	264.48
ILLOVO 430 COPING CORNER		166.00	189.24
ILLOVO 550 COPING	600mm	242.00	275.88
JAN SMUTS PYRAMID COPING	500mm	209.00	238.26
O.G.COURSE COPING	610mm	250.00	285.00
O.G. COURSE COPING CORNER		216.00	246.24
O.G. MINOR DBL MOULD 235 COPING	600mm	273.00	311.22
O.G. MINOR MK2 COPING	1,000m	406.00	462.84
PALISADE PLINTH COPING	600mm	169.00	192.66
PALISADE PLINTH MAJOR COPING	1,200m	413.00	470.82
PARAPET O.G. 380 COPING	700mm	250.00	285.00
PARAPET O.G. 380 COPING CURVE	Rad 0,8m, 2,0m convex Rad 0,9m, 1,4m concave		
PARAPET O.G. 380 COPING CORNER	External or Internal	268.00	305.52
PARAPET O.G. DBL MOULD 305	600mm	228.00	259.92
PARAPET O.G. DBL MLD 305 CORNER	or FAIR END	248.00	282.72
PARAPET O.G. DBL MLD 305 CURVES	1,4m/r in elevation 4,8m/r in plan	202.00	230.28
		225.00	256.50
PARAPET O.G. DBL MOULD 260	600mm	205.00	233.70
PARAPET O.G. DBL MLD 260 CURVE	2,5m/r in plan	210.00	239.40
PARAPET O.G. DBL MOULD 420	500mm	221.00	251.94
PYRAMID "HILL" COPING	1,000m	273.00	311.22
PYRAMID "ROSE" COPING	1,200m	319.00	363.66
PYRAMID "IRONS" 240 COPING	500mm	128.00	145.92
PYRAMID "IRONS" 290 COPING	500mm	141.00	160.74
PYRAMID "IRONS" 320 COPING	500mm	142.00	161.88
PYRAMID "IRONS" 370 COPING	700mm	230.00	262.20
RESIDENCY 200 Plain COPING	1,200m	189.00	215.46
RESIDENCY 200 Throated COPING	1,200m	246.00	280.44
RESIDENCY 230 Plain COPING	1,200m	246.00	280.44
RESIDENCY 275 Plain COPING	915mm	183.00	208.62
RESIDENCY 275 Throated COPING	915mm	249.00	283.86
RESIDENCY 275 COPING CURVE	9,800m rad x 975mm	294.00	335.16
RESIDENCY 275 COPING CORNER	490 x 490mm	203.00	231.42
RESIDENCY 295 Throated COPING	750mm	216.00	246.24
RESIDENCY 320 Plain COPING	620mm	135.00	153.90
RESIDENCY 320 Throated COPING	620mm	187.00	213.18
RESIDENCY 320 COPING CURVE	750mm i/s rad. x 730 1,000m i/s rad. x 775 1,480m i/s rad. x 835 1,950m i/s rad. x 865 3,800m i/s rad. x 930 9,600m i/s rad. x 970	268.00 322.00 335.00 335.00 349.00 352.00	305.52 367.08 381.90 381.90 397.86 401.28
RESIDENCY 320 COPING CORNER	600 x 600mm	214.00	243.96
ROCKFACED POOL COPING	610mm	142.00	161.88
ROCKFACED POOL COPING CORNER	or CURVE		
SANDRINGHAM DBL MOULD COPING	800mm	208.00	237.12
SANDSTONE POOL COPING	600mm	163.00	185.82
TRI-ROLL	1,000m	228.00	259.92

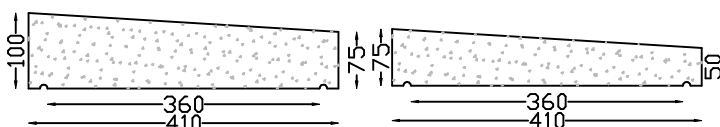
Dripstones



DRIPSTONE 420 "B" COPING
Length 750mm

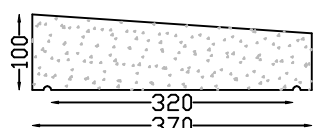


DRIPSTONE 400 "A" COPING
Length 750mm




DRIPSTONE 360 'B' COPING
Length 750mm

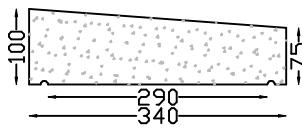
DRIPSTONE 360 "A" COPING
Length 750mm



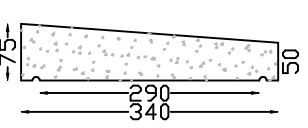
DRIPSTONE 320 "B" COPING
Length 750mm



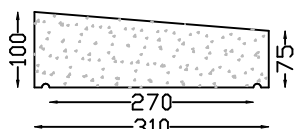
DRIPSTONE 320 'A' COPING
Length 750mm



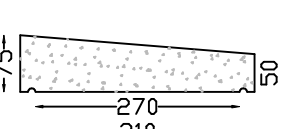
DRIPSTONE 290 "B" COPING
Length 750mm




DRIPSTONE 290 "A" COPING
Length 750mm



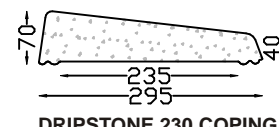
DRIPSTONE 270 'B' COPING
Length 750mm




DRIPSTONE 270 'A' COPING
Length 750mm



DRIPSTONE 230 "A" COPING
Length 1,000m



DRIPSTONE 230 COPING
Length 1,000m



DRIPSTONE 200 'A' COPING
Length 1,000m

