

Hollow Blocks

400 x 200 x 200mm


Colours may vary slightly between batches



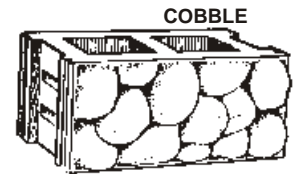
FULL ROCK



ASHLAR A



ASHLAR C




COBBLE



ASHLAR B

UNFACED HOLLOW BLOCKS

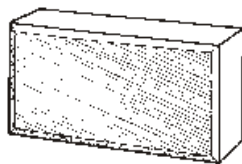
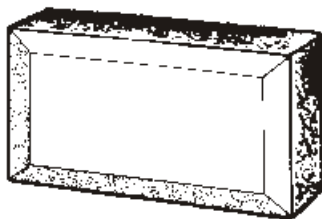


450 x 220 x 220mm
 450 x 220 x 150mm
 450 x 220 x 100mm
 and Halves
 Also
 400 x 200 x 200mm
 400 x 220 x 100mm

HOLLOW BLOCKS		PWV delivery 10%	
		Excl.	Vat Incl.
ASHLAR A	400 x 200 x 200mm	30.00	34.20
ASHLAR B	400 x 200 x 200mm	30.00	34.20
ASHLAR C	400 x 200 x 200mm	30.00	34.20
COBBLE	400 x 200 x 200mm	30.00	34.20
FULL ROCK	400 x 200 x 200mm	30.00	34.20
TOOLED	400 x 200 x 200mm	30.00	34.20
FOR ALL THE ABOVE:			
HALVES	22.00	25.08
HALVES Single Return	30.00	34.20
CORNERS Single returns	40.00	45.60
Double returns	46.00	52.44
UNFACED HOLLOW BLOCKS			
400 x 200 x 200mm	22.00	25.08
400 x 200 x 100mm	17.00	19.38
450 x 220 x 220mm	24.00	27.36
450 x 220 x 150mm	21.00	23.94
450 x 220 x 100mm	21.00	23.94
Halves	21.00	23.94

Solid Blocks

400 x 200 x 100mm



CHAMFERED SOLID BLOCKS
 610 x 300 x 100mm
 INTERNAL and EXTERNAL CORNER
 610mm x 300 x 100mm Long Leg
 305 x 300 x 100mm Short Leg

DRESSED SOLID BLOCK
 400 x 200 x 100mm
 200 x 200 x 100mm
 EXTERNAL CORNER
 400 x 200 x 100mm Long Leg
 200 x 200 x 100mm Short Leg

SOLID BLOCKS		PWV delivery 10%	
		Excl.	Vat Incl.
ASHLAR A	400 x 200 x 100mm	24.00	27.36
ASHLAR B	400 x 200 x 100mm	24.00	27.36
ASHLAR C	400 x 200 x 100mm	24.00	27.36
FULL ROCK	400 x 200 x 100mm	24.00	27.36
FOR ALL THE ABOVE:			
HALVES	20.00	22.80
HALVES Single Return	30.00	34.20
CORNERS Single returns	36.00	41.04
Double returns	40.00	45.60
CHAMFERED SOLID	610 x 300 x 100mm	94.00	107.16
CHAMFERED SOLID CORNER	External or Internal	159.00	181.26
DRESSED SOLID	400 x 200 x 100mm	33.00	37.62
DRESSED SOLID	200 x 200 x 100mm	20.00	22.80
DRESSED SOLID CORNER	External	54.00	61.56

Rockfaced Walls



SOLID BLOCKS
 On bed 100mm thick
 In every multiple of
 100mm from 100 x 100
 to 915 x 610mm

Many different faces in
 realistic rock finish

ROCKFACED BLOCKS		Sq. Metre PWV delivery 10%	
In 100mm multiples in length and height, 100mm thick.			
STRAIGHT or CURVED (3,660m to 4,880m diameters) (+ quoins)			
Broken Bond	sq. M	577.00	657.78
Coursed Bond	sq. M	577.00	657.78

