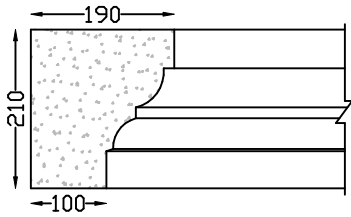
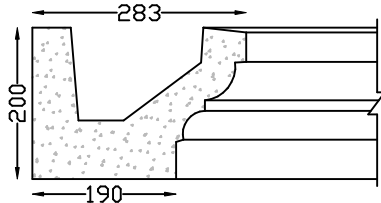


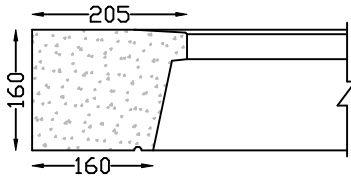
Mouldings



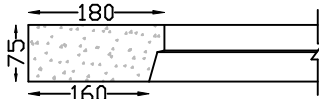
HAMPTON MOULDING
Length 1,000m.



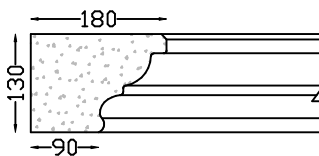
HAMPTON GUTTER MOULDING
Length 1,000m.



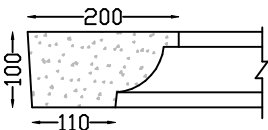
ILLOVO A MOULDING
Length 1,000m



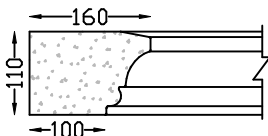
ILLOVO B MOULDING
Length 1,000m



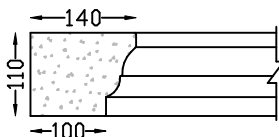
O.G. MINOR MOULDING
Length 1,000m.



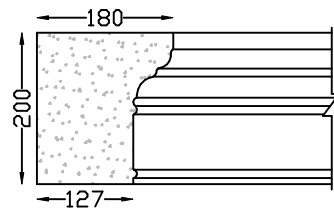
CORBEL MOULDING
Length 1,000m



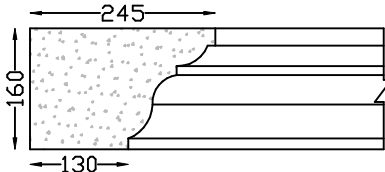
CYMA RECTA MOULDING
Length 1,000m.



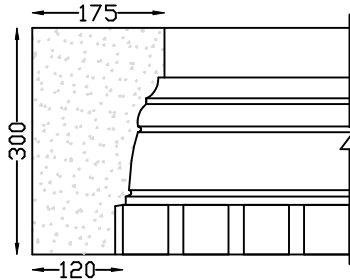
BOWOOD CORNICE
Length 1,000m.



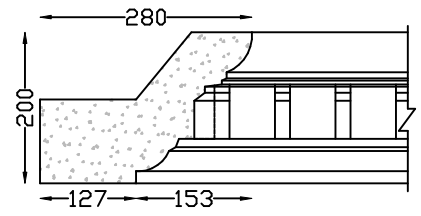
PEDIMENT COURSE MOULDING
Length 1,000m.



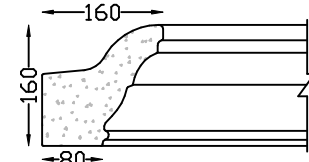
CAROUSEL MOULDING
Length 1,000m.



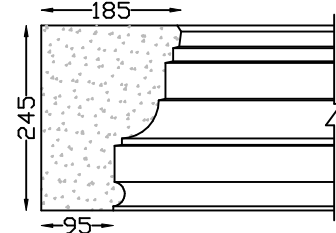
INANDA DENTIL MOULDING
Length 630mm.



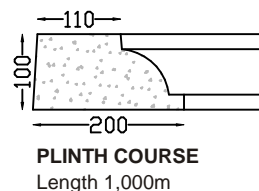
DENTIL COURSE MOULDING
Length 1,200m.



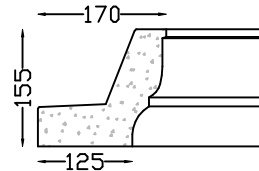
CYMA COURSE MOULDING
Length 610mm.



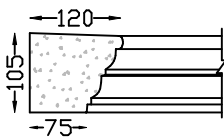
WEIMAN MOULDING
Length 1,000m.



PLINTH COURSE
Length 1,000m



GUTTER FASCIA
Length 1,000m



SANDRINGHAM
Length 1,000m. Corner

MOULDINGS

(See also (VENEERS))

Profiles custom made on request

Extra per Cut, Fair End or Return, where applicable

PWV delivery + 10%

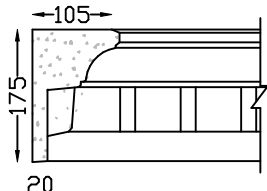
EACH

Excl. Vat Incl.

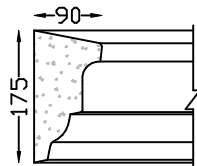
BOWOOD CORNICE MOULDING	1,000m	306.00	348.84
BOWOOD CORNICE MLDING CORNER	Internal & External	169.00	192.66
CAROUSEL MOULDING	1,000m	339.00	386.46
CAROUSEL MOULDING CORNER	Internal & External	166.00	189.24
CAROUSEL MOULDING CURVES	500mm 2,4m rad Concave	187.00	213.18
	500mm 3,8m rad Concave	187.00	213.18
	500mm 6,0m rad Concave	187.00	213.18
	560mm 1,5m rad Convex	208.00	237.12
	500mm 2,4m rad Convex	187.00	213.18
	500mm 2,6m rad Convex	187.00	213.18
	500mm 3,8m rad Convex	187.00	213.18
	500mm 6,0m rad Convex	187.00	213.18
CORBEL MOULDING	1,000m	299.00	340.86
CYMA COURSE MOULDING	610mm	169.00	192.66
CYMA COURSE MOULDING CORNER	External 240 x 240mm	169.00	192.66
CYMA RECTA MOULDING	1,000m	306.00	348.84
CYMA RECTA MOULDING CORNER	External 200 x 200mm	136.00	155.04
DENTIL COURSE MOULDING	1,220m	465.00	530.10
DENTIL COURSE MLDING CORNER	External	296.00	337.44
GUTTER FASCIA MOULDING	1,000m	263.00	299.82
HAMPTON MOULDING	1,000m	331.00	377.34
HAMPTON MOULDING CORNER	Internal & Ext 290x290	277.00	315.78
HAMPTON GUTTER MOULDING	1,000m	386.00	440.04
HAMPTON GUTTER MLDING CORNER	Internal & External	316.00	360.24
HAMPTON GUTTER MLDING OUTLET		563.00	641.82
ILLOVO A MOULDING	1,000m	305.00	347.70
ILLOVO B MOULDING	1,000m	295.00	336.30
INANDA DENTIL MOULDING	630mm	203.00	231.42
INANDA DENTIL MOULDING CORNER	Int. or Ext. 220 x 220mm	169.00	192.66
O.G. MINOR MOULDING	1,000m Bed 90mm	320.00	364.80
O.G. MINOR MOULDING CORNER	Int. & Ext. 220 x 220mm	136.00	155.04
PEDIMENT COURSE MOULDING	1,000m	320.00	364.80
PEDIMENT COURSE MLDING CORNER	External 245 x 245mm	169.00	192.66
PLINTH COURSE MOULDING	1,000m	299.00	340.86
SANDRINGHAM MOULDING	1,000m	303.00	345.42
SANDRINGHAM MOULDING CORNER	External 155 x 155mm	169.00	192.66
WEIMAN MOULDING	1,000m	351.00	400.14
WEIMAN MOULDING CORNER	Int. & Ext. 300 x 300mm	245.00	279.30



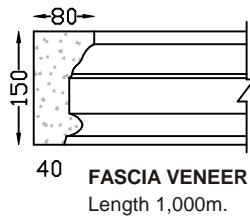
Veneer Mouldings



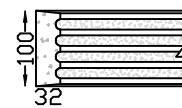
DIAGONAL ST. DENTIL
Length 1,000m.



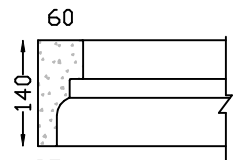
ARCHITRAVE VENEER
Length 1,200m



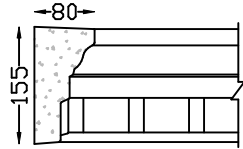
FASCIA VENEER
Length 1,000m.



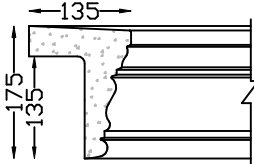
REEDED VENEER
Length 1,000m.



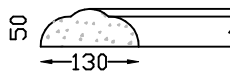
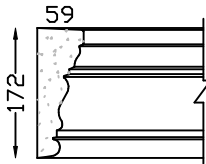
MAWOL VENEER
Length 1,000m



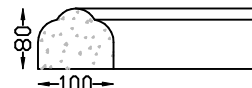
DENTIL VENEER
Length 1,000m



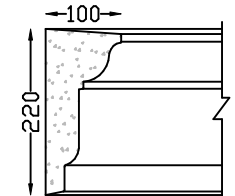
OBSERVATORY REBATE
Length 1,000m.
Also without leg.



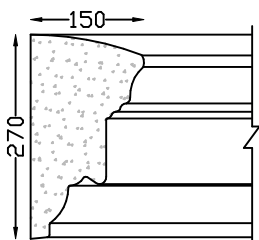
TRI-ROLL
Length 1,000m



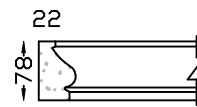
TRI-ROLL MK2
Length 1,000m



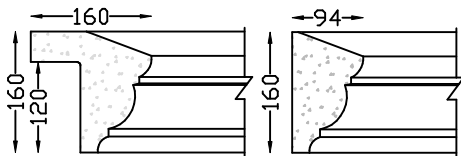
APEX VENEER
Length 1,000m.



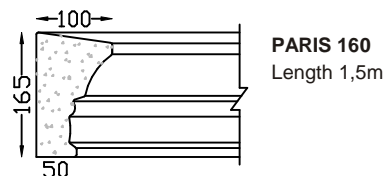
BELGRAVIA STRINGER
Length 1,000m.



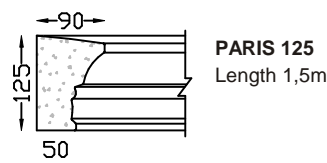
GRACE VENEER
Length 1,000m




W.B. REBATE (with leg)
Length 1,000m. External Corner
Also available as:
WB Rebate Veneer (no leg)
WB Sill (enlarged leg)



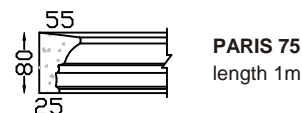
PARIS 160
Length 1,5m



PARIS 125
Length 1,5m



PARIS 100
Length 1,5m



PARIS 75
length 1m

VENEER MOULDINGS (See also MOULDINGS) Sold in lengths as specified below. Fixing details available

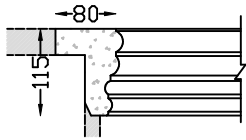
APEX VENEER	1,000m	254.00	289.56
APEX VENEER FAIR END	300mm Bed	183.00	208.62
ARCHITRAVE VENEER	1,200m	301.00	343.14
BULLNOSED VENEER	1,500m	506.00	576.84
BULLNOSED VENEER FAIR END/CORNER		216.00	246.24
BELGRAVIA STRINGER VENEER	1,000m	336.00	383.04
BELGRAVIA VENEER CORNER	External 170 x 170mm	245.00	279.30
CAROUSEL VENEER FRC	1,500m	384.00	437.76
CHELSEA VENEER	1,000m	355.00	404.70
CHELSEA VENEER CORNER	External	216.00	246.24
DENTIL VENEER	1,000m	277.00	315.78
DENTIL VENEER TRUSS		210.00	239.40
DENTIL VENEER CORNER	External	127.00	144.78
DIAGONAL ST. DENTIL VENEER	1,000m	285.00	324.90
DIAGONAL ST. DENTIL CORNER	External	127.00	144.78
DIAGONAL ST. DENTIL KEYSTONE	Loose	173.00	197.22
DIAGONAL STREET MKI VENEER	1,800m	503.00	573.42
DIAGONAL STREET MKI CORNER		152.00	173.28
DIAGONAL STREET MKII	1,800m	503.00	573.42
DIAGONAL STREET MKII CORNER		152.00	173.28
FASCIA VENEER	1,000m	266.00	303.24
FASCIA VENEER CORNER	External 155 x 155mm	127.00	144.78
GRACE VENEER	1,000m	171.00	194.94
GRACE VENEER CORNER	External	110.00	125.40
HORATIO 100 VENEER	1,200m	263.00	299.82
HORATIO 100 VENEER CORNER		120.00	136.80
HORATIO 150 VENEER FRC	1,500m	371.00	422.94
HORATIO 150 VENEER CORNER		116.00	132.24
HORATIO 200 VENEER FRC	1,500m	413.00	470.82
HORATIO 200 VENEER CORNER		152.00	173.28
HORATIO MAJOR VENEER FRC	1,500m	697.00	794.58
MAWOL VENEER	1,000m	247.00	281.58
OBSERVATORY REBATE (with leg)	1,000m	328.00	373.92
OBSERVATORY REB. CORNER	External 415 x 415mm	245.00	279.30
OBSERVATORY VENEER	1,000m	221.00	251.94
PARIS 160 VENEER	1,500m	506.00	576.84
PARIS 160 VENEER CORNER	External 200 x 200mm	216.00	246.24
PARIS 125 VENEER	1,500m	434.00	494.76
PARIS 125 VENEER CORNER	External	153.00	174.42
PARIS 100 VENEER	1,500m	378.00	430.92
PARIS 100 VENEER CORNER	External	110.00	125.40
PARIS 75 VENEER	1,000m	203.00	231.42
PARIS 75 VENEER CORNER	External 85 x 85mm	41.00	46.74
REEDED VENEER	1,000m	235.00	267.90
REEDED VENEER CORNER		152.00	173.28
STEPPED VENEER	1,400m	400.00	456.00
TRI-ROLL	1,000m	235.00	267.90
TRI-ROLL MKII	1,000m	235.00	267.90
WB REBATE (with leg)	1,000m	328.00	373.92
WB REBATE CORNER	Internal & External	245.00	279.30
WB REBATE with Left and Right Returns - See WINDOW SILLS			
Also, WB REBATE Variable length up to 1,400m			
WB VENEER (no leg)	1,200m	320.00	364.80

EACH
Excl. Vat Incl.
PWV delivery 10%

Continued over page

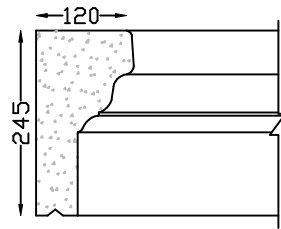


VENEER MOULDINGS Continued..

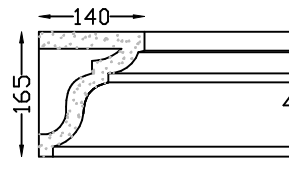


DUTCH GABLE

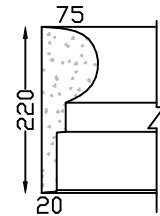
Length 1,000m
Curves: Concave and convex
Corners: Internal and External (in elevation. Also without leg.



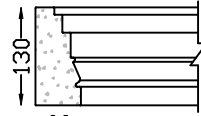
CHELSEA VENEER
Length 1,000m



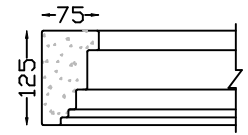
CAROUSEL VENEER FRC
Length 1,500m



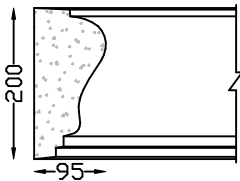
BULLNOSED VENEER
Length 1,500m



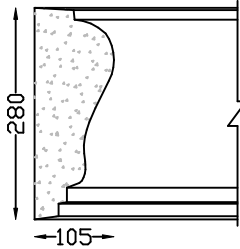
DIAGONAL ST MK1
Length 1,800m.



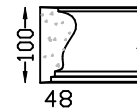
STEPPED VENEER
Length 1,400m max



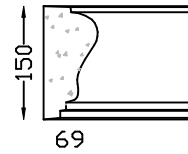
HORATIO 200 VENEER FRC
Length 1,500m.



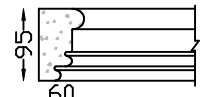
HORATIO MAJOR VENEER FRC
Length 1,500m



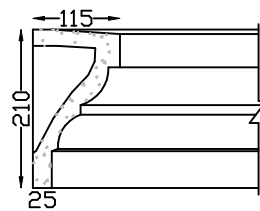
HORATIO 100 VENEER
Length 1,200m



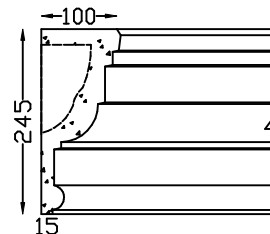
HORATIO 150 VENEER FRC
Length 1,500m



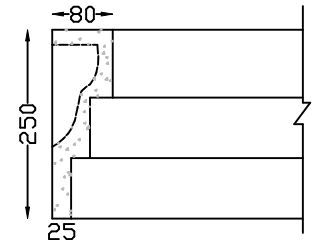
DIAGONAL ST MK2
Length 1,800m



HAMPTON 210 VENEER
Length 1,500m

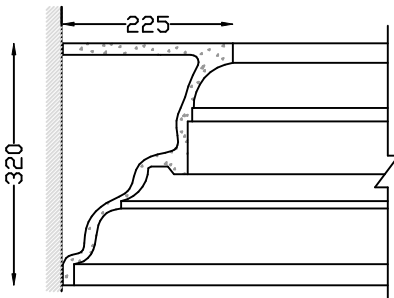


WEIMAN FRC VENEER
Length 1,500m

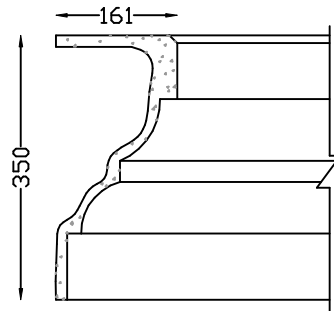


TUSCAN 250 FRC VENEER
Length 1,500m

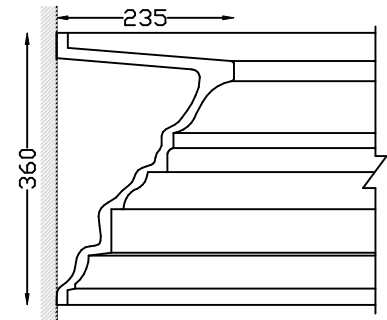
Mouldings F.R.C.



SLOANE COURSE
1,200m. CORNERS: External and Internal.

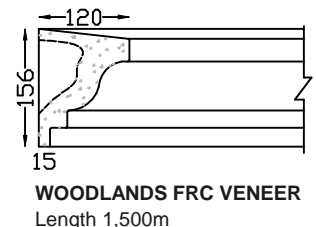


HAMPTON MAJOR
1,200m. CORNERS: External



OXFORD CORNICE
1,500m. CORNERS: External

F.R.C. MOULDINGS	PWV delivery 10%	EACH	
		Excl.	Vat Incl.
HAMPTON MAJOR	1,200m only	676.00	770.64
HAMPTON MAJOR CORNER	External	333.00	379.62
HAMPTON 210 VENEER FRC	1,500m only	396.00	451.44
HAMPTON 210 VENEER FRC FAIR END/CORNER		194.00	221.16
OXFORD CORNICE	1,500m only	786.00	896.04
OXFORD CORNICE CORNER	External	333.00	379.62
SLOANE COURSE	1,200m only	730.00	832.20
SLOANE COURSE CORNER	External & Internal	305.00	347.70
TUSCAN 250 FRC	1,500m only	396.00	451.44
TUSCAN 250 FRC FAIR END/CORNER		194.00	221.16
WEIMAN FRC VENEER	1,500m only	396.00	451.44
WEIMAN FRC VENEER FAIR END/CORNER		194.00	221.16
WOODLANDS FRC VENEER	1,500m only	396.00	451.44
WOODLANDS FRC VENEER FAIR END/CORNER		194.00	221.16



WOODLANDS FRC VENEER
Length 1,500m

These mouldings are manufactured in **Fibre Reinforced Concrete (F.R.C.)** This allows larger profiles which are relatively lightweight and easier to install.

